





Name: \_\_\_\_\_

**Flash Practice (35 points)** \_\_\_\_\_










5 pts	Disagree ←————→ Agree					Filename:
	1	2	3	4	5	
I can Frame by Frame move objects: One background layer + two moving object layers						
I can <b>motion tween</b> independently (without any help from Mrs. Woodell) on more than one layer.						
I can <b>shape tween</b> independently (without any help from Mrs. Woodell) on more than one layer.						
I can <b>motion tween and shape tween</b> several figures on several layers to create a simple animation that makes sense.						
I can motion tween along a path.						
I can create an animated object that motion tweens along a path.						

COMPLETE FIVE of the following Flash tutorials from my website (SCROLL DOWN TO FIND THESE EXACT TUTORIAL) CHOOSE THREE from the left side and TWO from the right side (ActionScript 2.0). Circle the ones you have completed – 10 pts each


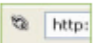








**Animation & Effects Tutorials**

 Motion Tween  
 Shape Tween  
 Working on Layers  
 Motion Guide  

These ones do not  
count

-  Masking
-  Bouncing Effect
-  Fade In & Fade Out Effect
-  Zoom In & Zoom Out Effect
-  Blur Effect
-  Straight Ripple Effect
-  Circular Ripple Effect
-  Sparkling Glass Effect
-  Photo Slideshow

**Actionscript Tutorials**

-  Custom Cursor
-  http: Linking to External Files
-  Loading External Images
-  Scrolling Content
-  Random Movement
-  Simple Preloader
-  LOADING Simple Timeline Preloader
-  03:02:01 PM Digital Clock
-  Analog Clock
-  ON/OFF Sound Button

**Flash Articles**

-----